

Industrial Audible Signal - 120 dB (A) Series YA80 Super



- > Max sound output 120 db (A) / 1 m
- > IP65 rated as standard
- > 32 selectable tones meeting international regulations
- > Flame retardant ABS enclosure
- > Stainless steel fixings
- > 2 stage alarm
- > Sound selection via 5 way DIL switch
- > Complies with BS 5839
- > Low current consumption
- > Robust, reliable and simple to install



14594E00

www.stahl.de



Yodalarm range
120 dB multi-purpose audible signalling device designed for use in industrial applications.

12

Approvals

Certificates	
	UL 464
	C22.2 No. 205-M1983, CAN/ULC-5526-M87
 0086-CPD-96705	BS EN 54-3 : 2001 incorporates amendment A 1 : 2002
 KM 91259	BS EN 54-3 : 2001 incorporates amendment A 1 : 2002

WebCode YA80SuperA

Industrial Audible Signal - 120 dB (A)

Series YA80 Super



Selection Table

Version	Enclosure colour	Rated operational voltage	Order number	Art. no.	Weight
YA80 Super Sounder, BS EN 54-3, standard devices	red flame (RF)	24 V DC	YA80/D/RF/SU/WR	204404	2.900
		115 V AC	YA80/L/RF/SU/WR	204420	3.280
		230 V AC	YA80/N/RF/SU/WR	204434	3.280
YA80 Super Sounder, UL certification	red flame (RF)	24 V DC	YA80/D/RF/SU/UL	204440	2.900
		115 V AC	YA80/L/RF/SU/UL	204442	3.280
		230 V AC	YA80/N/RF/SU/UL	209649	3.280

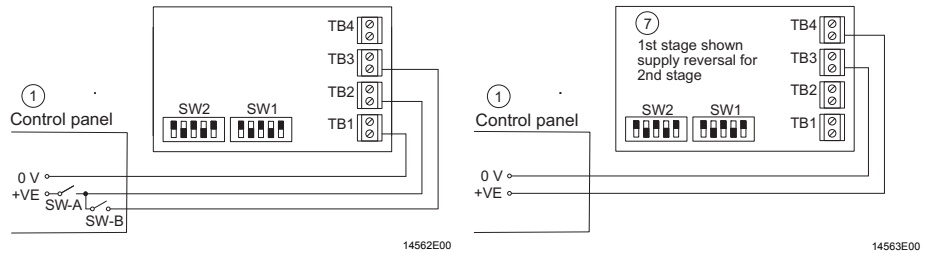
Note Other voltages and variants are available. Please contact your local sales office for more details

Technical Data

Electrical data

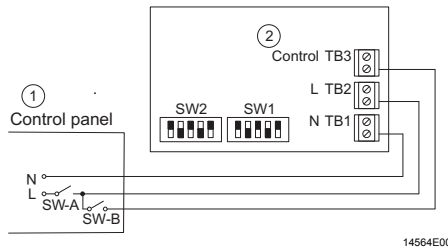
Rated operational voltage	12, 24 or 48 V DC 115 or 230 V AC $\pm 10\%$ 12 and 48 V DC not available on UL listed products 12 V DC versions will produce approx 6 dB less output
Current consumption	min. 300 mA
Line monitoring	3 wire, 2 stage or 2 wire, single stage: monitor via reverse polarity 2 wire, 2 stage i.e. bi-polar inputs: monitor via threshold (applied voltage < 1 V)

Schematic



DC input: 2nd stage with third wire

DC input: 2nd stage by supply reversal



AC input

Legend

- 1 = External power supply, provided by user
- 2 = TB3 used for 2nd stage only
- 7 = Connection for first stage only. Reverse voltage for 2nd stage

Acoustic data

Volume	120 db (A) / 1 m
Sound selection	via DIL switch Independently selectable 2nd stage via polarised or 2 wire bi-polar connection.

Ambient conditions

Operating temperature range	- 25 ... + 55 °C
Storage temperature	- 40 ... + 70 °C
Max. relative humidity	90 % at 40 °C

Mechanical data

Material	
Enclosure	ABS, flame retardant
Assembly parts	stainless steel fixings
Degree of protection	IP 65 standard on all units

Industrial Audible Signal - 120 dB (A)

Series YA80 Super



Technical Data

Assembly / Installation

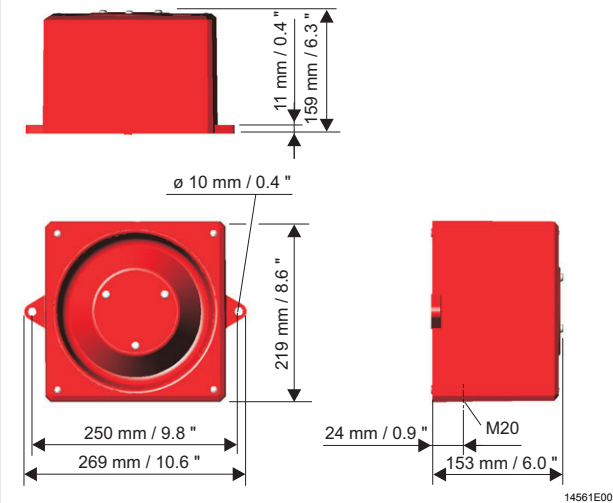
Assembly

Should be mounted to a reasonably flat wall or bulkhead of suitable material using the lugs projecting from the side of the case. The lugs are bored 10 mm on 250 mm centres. The minimum recommended length of fixing screws is 30 mm. To maintain the integrity of the weather seal, the cable entry must be fitted using a suitable sealed gland.

Connection

separate input and output terminals

Dimensional Drawings (All Dimensions in mm / inches) - Subject to Alterations



We reserve the right to make alterations to the technical data, dimensions, weights, designs and products available without notice. The illustrations cannot be considered binding.