

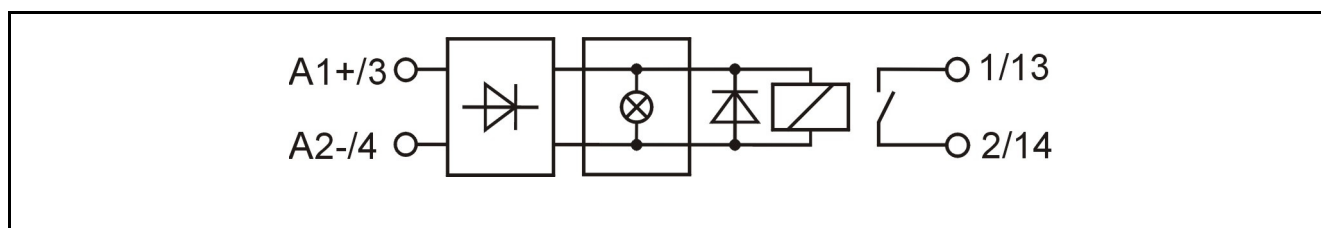
SRO 24M

SL-series plug-in output relay

Main features

- Electromechanical output relay, normally open
- cULus Listed, CE (EMC and LVD)
- Integrated status LED
- For AC- and DC-loads

Functional block diagram



Main specifications

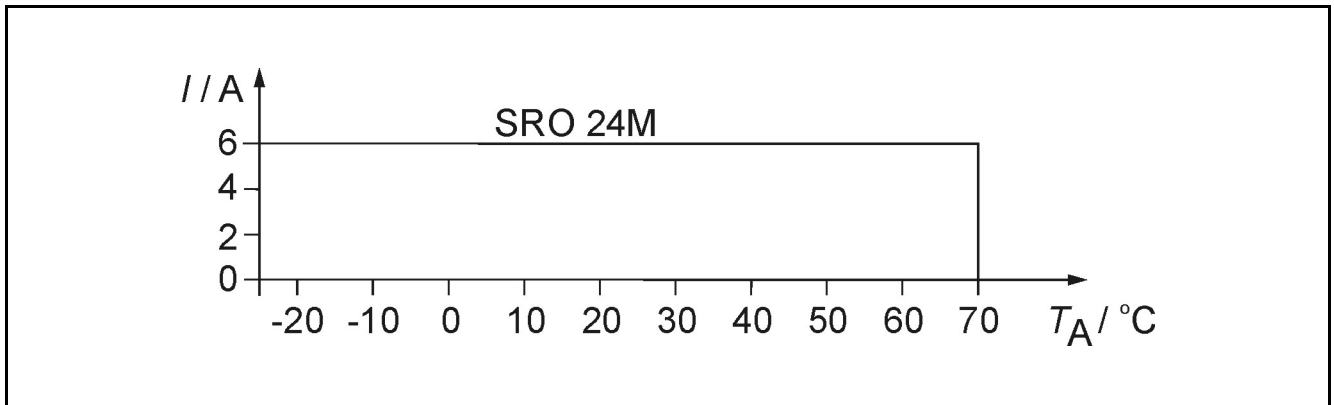
Breakdown voltage I/O	minimum	4300	VAC rms
Air/creepage distances I/O	minimum	8	mm
Capacitance I/O	typical	3	pF
Material of the casing	PBT	UL 94V-0	
Colour of the casing	Black		
Weight	typical	40	g
Temperature range:			
Storage	range	-40...+70	°C
Operation	range	-25...+70	°C

Electrical specifications ($T_A = 25\text{ °C}$)

Primary				Secondary			
Input voltage	nominal	24	VDC	Load voltage	minimum	12 V 100 mA DC	
	typical	10	mA		nominal	240/250	VAC/VDC
maximum		6	mA		maximum	265/300	VAC/VDC
Input voltage range (abs.)	minimum	19	VDC	Load current	maximum	6	A
	maximum	32	VDC		Switch-on delay	typical	5
Input impedance	typical	2,7	kΩ	maximum		10	ms
	Switch-on voltage	typical	-	VDC	Switch-off delay	typical	10
maximum		19	VDC	maximum		15	ms
Switch-off voltage	typical	-	VDC	Mechanical life	typical	$10 * 10^6$ operations	
	minimum	2,5	VDC		Contact material	AgSnO2	

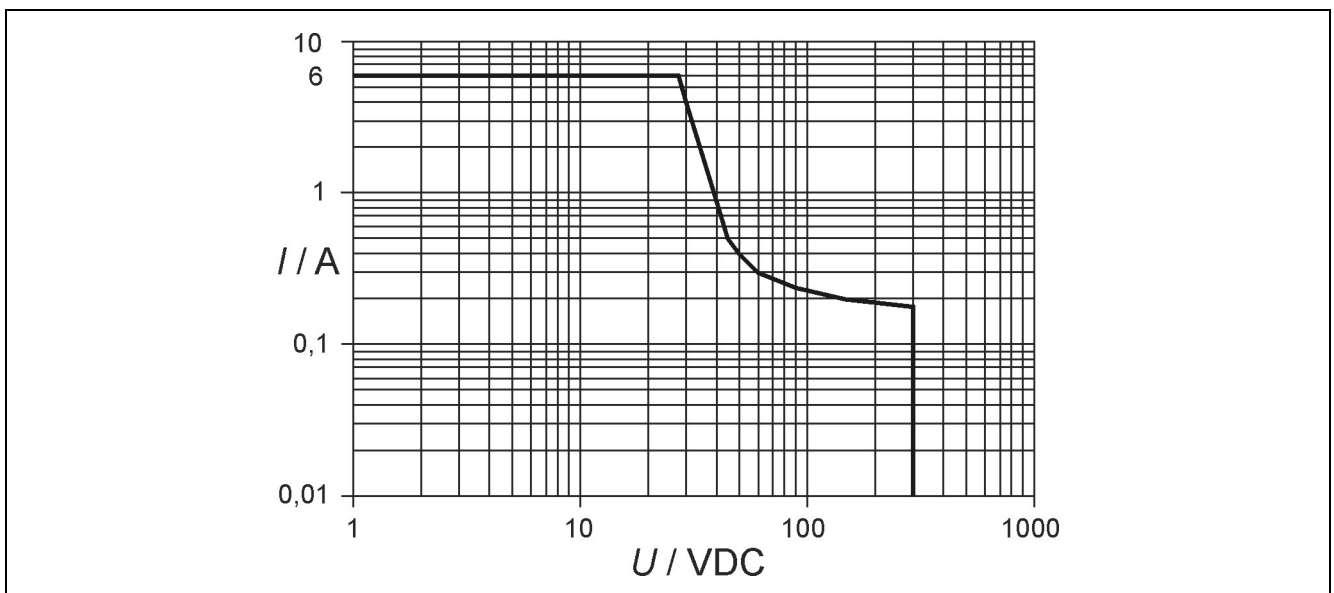
Ambient temperature (T_A) means the temperature immediate in vicinity of relays, where the air flow meets the relays.

Derating



Derating curve for SRO 24M.

Derating when switching resistive DC-loads



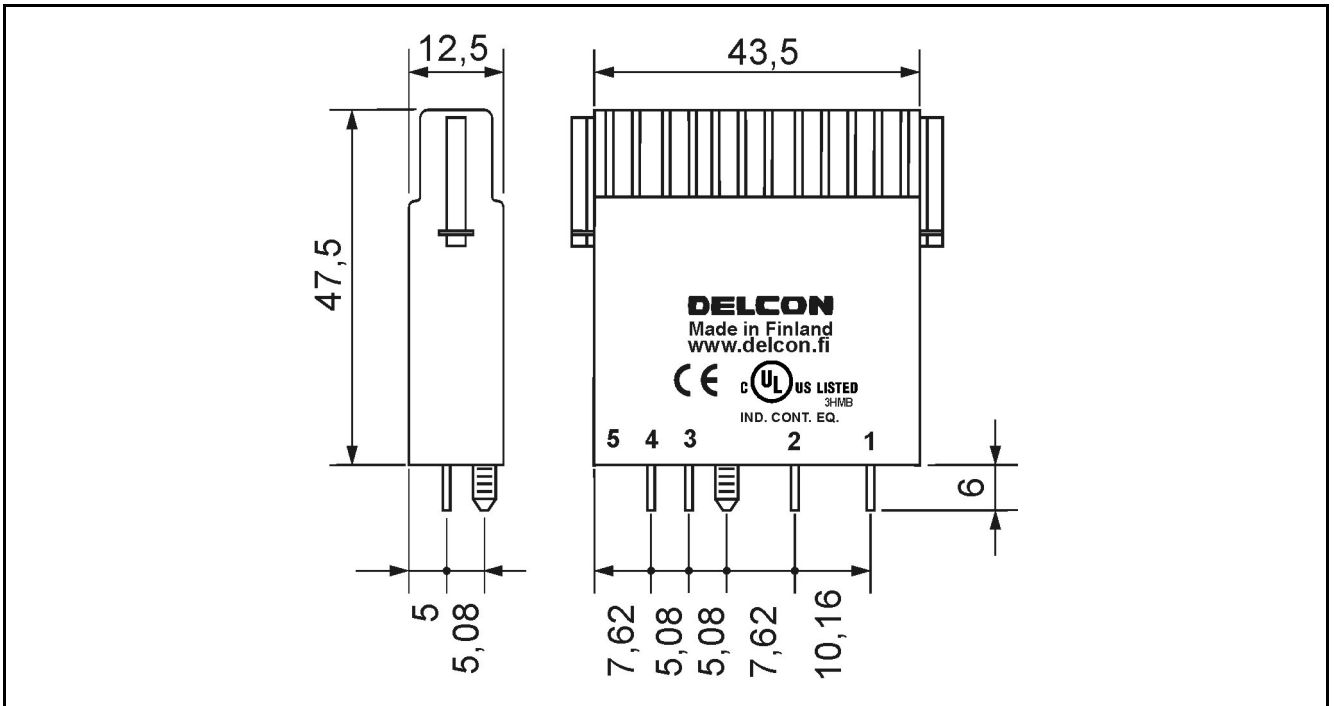
Fusing

To protect relay against short circuit and overload a fast fuse with the correct rating for the load and the capacity of the relay should be chosen. Note that when overload current is not large it is possible that the fuse will not protect the relay because of the tolerance on the fuse rating.

Assembling



All MOS 1... -mounting sockets, all MB/MBS 8/16... -mounting bases.

Mechanical dimensions



SRO-relay (plug-in), dimensions in mm.

Approvals

	<p>Certificate: E162828</p>
	<p>Fulfils main requirements of the EMC-directive 2004/108/EC. Fulfils requirements of the low voltage directive (LVD) 2006/95/EC.</p>

Guarantee

This electromechanical I/O relay type made by Delcon Oy is guaranteed free from design and manufacturing defects for a period of one year from the shipping date. The guarantee liability is limited to replacement of defective material and related shipping charges. Defective products must be returned to the manufacturer for evaluation. This guarantee does not cover damage due to incorrect use or electrical overload.